

Sri Krsna Caitanya Prabhu Nityananda
Sri Advaita Gadadara Srivasadi
Gaura Bhakta Vrinda


Hare Krsna Hare Krsna
Krsna Krsna Hare Hare
Hare Rama Hare Rama
Rama Rama Hare Hare



Week 372

Jan 15
2016

Gokul Bhajan & Vedic Studies
North Carolina, USA




Jaya Rādha Mādhava
Jaya Kunja Vihārī

Jaya Gopī Jana Vallabha
Jaya Giri Vara Dhārī ... (Jaya)

Yaśodā Nandana Vraja Jana Ranjana
Yamunā tīra Vana Cārī ... (Jaya)

[Hare Krishna Hare Krishna
Krishna Krishna Hare Hare
Hare Rāma Hare Rāma
Rāma Rāma Hare Hare]

A photograph showing two male lions on a dirt road next to a red Land Rover Defender. One lion is standing on its hind legs, leaning against the back of the vehicle. The other lion is standing on all fours, looking towards the vehicle. The scene is set in a natural, outdoor environment with green grass and a dirt path. A blue speech bubble is overlaid on the left side of the image, containing text.

Hello Everybody!
Do you have any
food?
We are very hungry!



TULASI PUJA...










A photograph of a Tulsi plant in a pot made of orange cloth, placed on a marble surface next to a brass cup. The background is dark with decorative floral patterns.

108 Names of Tulasi Devi

Tulasi
Vrinda
Praya
Krishnayai
Harayai
Gopikridayai
Amritarupinai
Sarasyai
Bhumyai

....

Who is Tulasi Devi?



Andal
(Bhudevi)
was found
under a
Tulasi tree





6 TULASI DEVI



[Srimati Tulasi Maharani is the svarupa of Srimati Radha Rani. With Her causeless mercy she appeared as holy Tulasi plant so that we can easily worship her. She is eternally positioned to serve the lotus feet of Lord Sri Hari and bestows the devotees with bhakti to Lord Hari]

**Rādhikā devi Kalāna Svarupam
Bhoovika Vrksha KāruNya Svābham
Haripāda Sevam Kālana Nityam
Sridhara Nesam Haribhakti Rupam**



Where did she
descend from?

Goloka, or
Vaikuntha Loka ?

or Both?



Born from Lord Krishna's bliss as churning the milk ocean, Tulasi was carried by Lord Vishnu on His head.



TULASI

- Tulasi is one of the dear-most devotees of Lord Krishna
- Tulasi should be the first to be offered to the Lord
- Tulasi gives us **Bhakti**
- **Worshiping Tulasi is superior than worshiping the Lord**
- Lord does not accept any offering without Tulasi on them
- **Tulasi purifies heart & words**
- Keeps Yama-Dhutas away!






“Wherever there is Tulasi...

Wherever Krishna Mantra
chanted...

Wherever Krishna Nama
uttered...

We have no business
there!”

- Signed by Yama Dev



Synthetic Resins
and Adhesives



Vrndayai tulasi-devyai
Priyayai kesavasya ca
Krsna-bhakti prade devi
Satyavatyai namo namah



O Vrinda Devi, the Tulasi Maharani!
You are very dear to Sri Krsna!
You are the one who can bestow Krishna Bhakti
You are also also called Satyavati.
I offer my pranams to you again and again!

Vrinda Devi – Goloka Vrindavana

- Vrindavan is fully under her control
- Vrinda donated Vrindavan to Radha Rani
- She arranges for Krishna Leelas
- She manifested as Holy Plant for us
- Even if a forest has just one Tulasi Plant, it should be called Vrindavana!



TULASI for Health

- Blocks dangerous germs
- Keeps us disease free
- Nerve tonic
- Increases memory power
- Cure for cancer
- Removes phlem
- Reduces fever, common cold, malaria
- Drives mosquitoes away





POLLUTION THREATENS TAJ MAHAL

6^{TV}



Offering Tulasi to Lord Krishna



**tulasi-dala-matrena
jalasya culukena va
vikrinite svam atmanam
bhaktebhyo bhakta-vatsalah**

‘Sri Krsna, who is very affectionate toward His devotees, sells Himself to a devotee who offers merely a tulasi leaf and a palmful of water.’



Tualsi Saved Dwaraka Queens










Sri Tulasi Priya Tulasi
Jayamu neeya ve
Jayamu neeya ve
Gatamu ninu sevinchu
Satrupa gana ve
Satrupa gana ve ... (Sri)





Tulasi Seva is very High!
How to do it?

TULASI SEVA



- Water every morning (except Dwadasi)
- Make sure she gets sun and warm
- Check leaves for her health
- Give obeisance to Tulasi
- Circumambulate her daily (4 times)
- Offer leaves/manjari (only to Krishna and Visnu deities)



How should we care Tulasi?

1. Keep her in a large pot
2. You should be bathed and clean
3. Water every morning (except Dwadasi)
4. Let her get **morning** sun & fresh air
5. Keep her outside in summer
6. In winter keep her inside the house
7. Check leaves for her health
8. Keep her in a neat place
9. Gently remove dried leaves



What you should NOT do ?



1. Do NOT water on Dwadasi
2. Do NOT pick leaves on Dwadasi
3. Do NOT touch her on Dwadasi
4. Do NOT water at Night
5. Do NOT pick leaves at Night
6. Do NOT touch her Night
7. Do NOT shake when picking leaves
8. Do NOT keep shoes near Tulasi
9. Do NOT step on Tulasi leaves





Picking & Offering leaves or manjari ?

1. Say Mantra for picking leaves
Tulasy amṛta janmāsi
Sadā tvam kesava priyā
Kesavārthe vicinvāmi
Varadā bhava sobhane
2. Then you clap your hands few times
3. Pick flower with two leaves
4. Manjari is best for Kṛṣṇa
5. Best to offer with Sandal wood paste

When offering, say:

”Etat tulasi patram klim krishnaya namaha”

F-10

Gopi Nāthā! Gopi Nāthā!
Gokulvana Jana Gopi Nāthā!
Govindā Hari Gopi Nāthā
Gokula Mani Gopi Nāthā

... (Gopi)

Brahmā Mohita Gopi Nāthā
Brindā Sevita Gopi Nāthā
Prema Kāntanā Gopi Nāthā
Vrindavana Dhara Gopi Nāthā

... (Gopi)

Shyama Sundarā Gopi Nāthā
Shymali Mohanā Gopi Nāthā
SreegaNo Vatsa Gopi Nāthā
Sridhara Kesavā Gopi Nāthā

... (Gopi)

Kāliya Nartanā Gopi Nāthā
Kānchana Nesanā Gopi Nāthā
Govardana Dhara Gopi Nāthā
Krishna Govinda Gopi Nāthā ... (Gopi)

śyāmam hiranya-paridhim vanamālya-barha-
dhātu-pravāla-nata-vesham anavratāmse
vinyasta-hastam itarena dhunānam abjam
karnotpalālaka-kapola-mukhābja-hāsam





Any
Questions?

A collage of three images. The left image shows a small green plant in a pot decorated with a blue and gold fabric, set against a large, ornate, circular frame with intricate patterns and a yellow center. The middle image is a vertical strip showing a sunset over mountains. The right image shows a larger green plant in a terracotta pot on a blue textured surface against a yellow wall.

HARE KRSNA!

THANK YOU!